

Scaled data based on original data using
LM-79-08 Approved Method: Electrical and Photometric Measurements of Solid-
State Lighting Products

Test Report Prepared for
Cooper Lighting Solutions
(formerly Eaton)

Brand: McGRAW-EDISON

Report Number: P385554

Luminaire Tested: **GWC-SA1A-760-U-T2-HSS**

Issue Date: 3/3/2020

Test Information

Test Method: LM-79-08
Report Number: P385554
TEST IS SCALED FROM IESNA LM-79-08 TEST DATA (G2-1903-205-13)
Test Lab: INNOVATION CENTER
Issue Date: 3/3/2020
Manufacturer: COOPER LIGHTING SOLUTIONS (FORMERLY EATON)
Product Line: MCGRAW-EDISON
Catalog Number: GWC-SA1A-760-U-T2-HSS
Description: GALLEON WALL LUMINAIRE
(1) 70 CRI, 5700K, 615mA LIGHTSQUARE WITH 16 LEDS AND TYPE II OPTICS WITH HOUSE SIDE SHIELD
Light Source: -
Ballast/Driver: ELECTRONIC DRIVER

Summary

Lumens per Lamp: N/A
Luminaire Lumens: 3540 lumens
Efficiency: N/A
Efficacy: 104.1 lumens/watt
Luminous Opening: Rectangular (W 0.5' x L: 0.5' x H: 0')
IES Classification: Type II - Medium
BUG Rating: B0 - U0 - G1

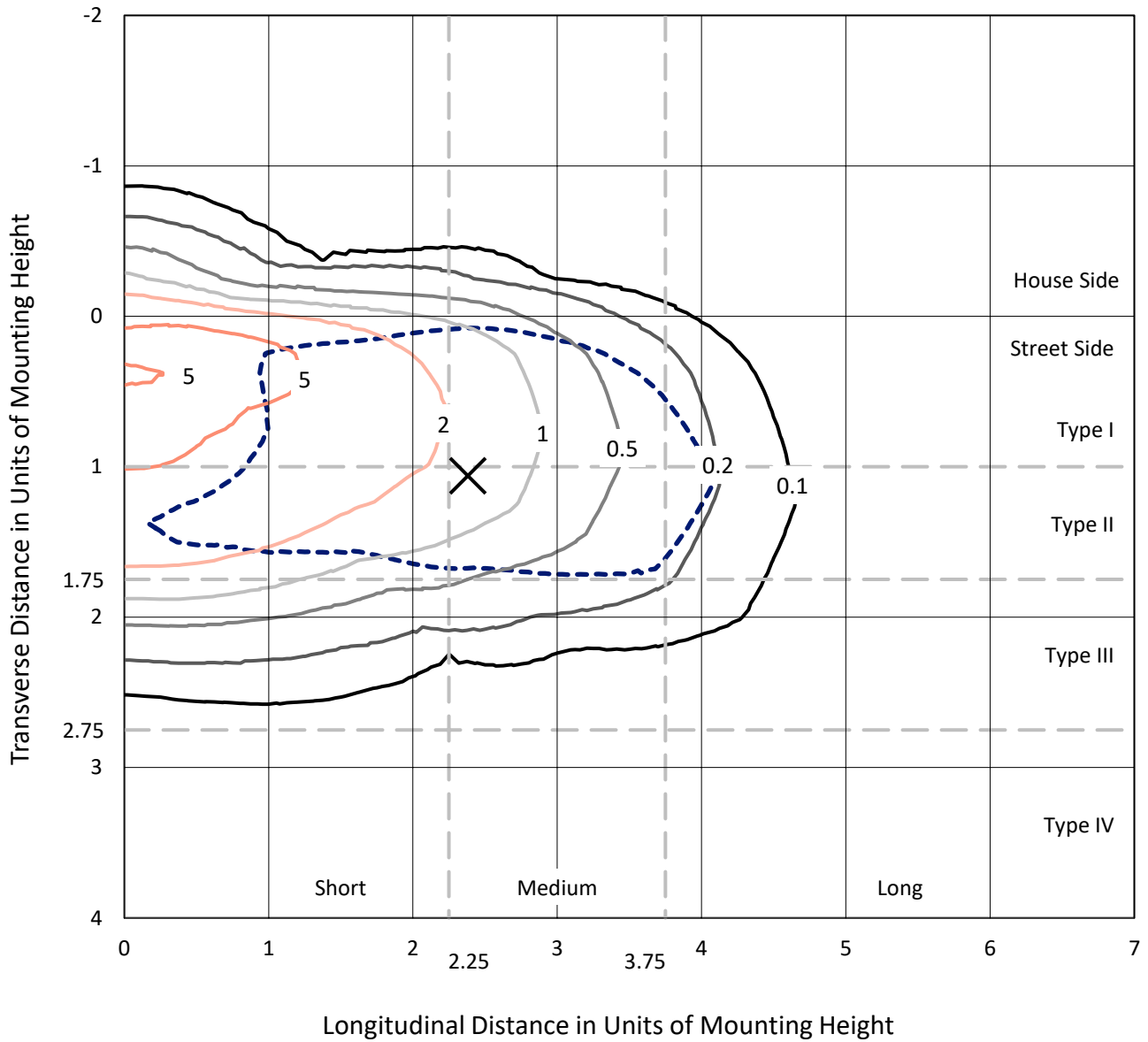
Input Watts (W): 34
Input Voltage (V): NR
Input Current (Ain): NR
Voltage Rise (V): NR
Power Factor: NR
Total Harmonic Distortion (THDi): NR
Frequency (hertz): 60
Stabilization Time: NR
Operation Time: NR
Ambient Temperature (°C): NR
Test Distance: 24 FT



REPORT NUMBER: P385554
 CATALOG NUMBER: GWC-SA1A-760-U-T2-HSS

Iso-Footcandle Lines of Horizontal Illumination

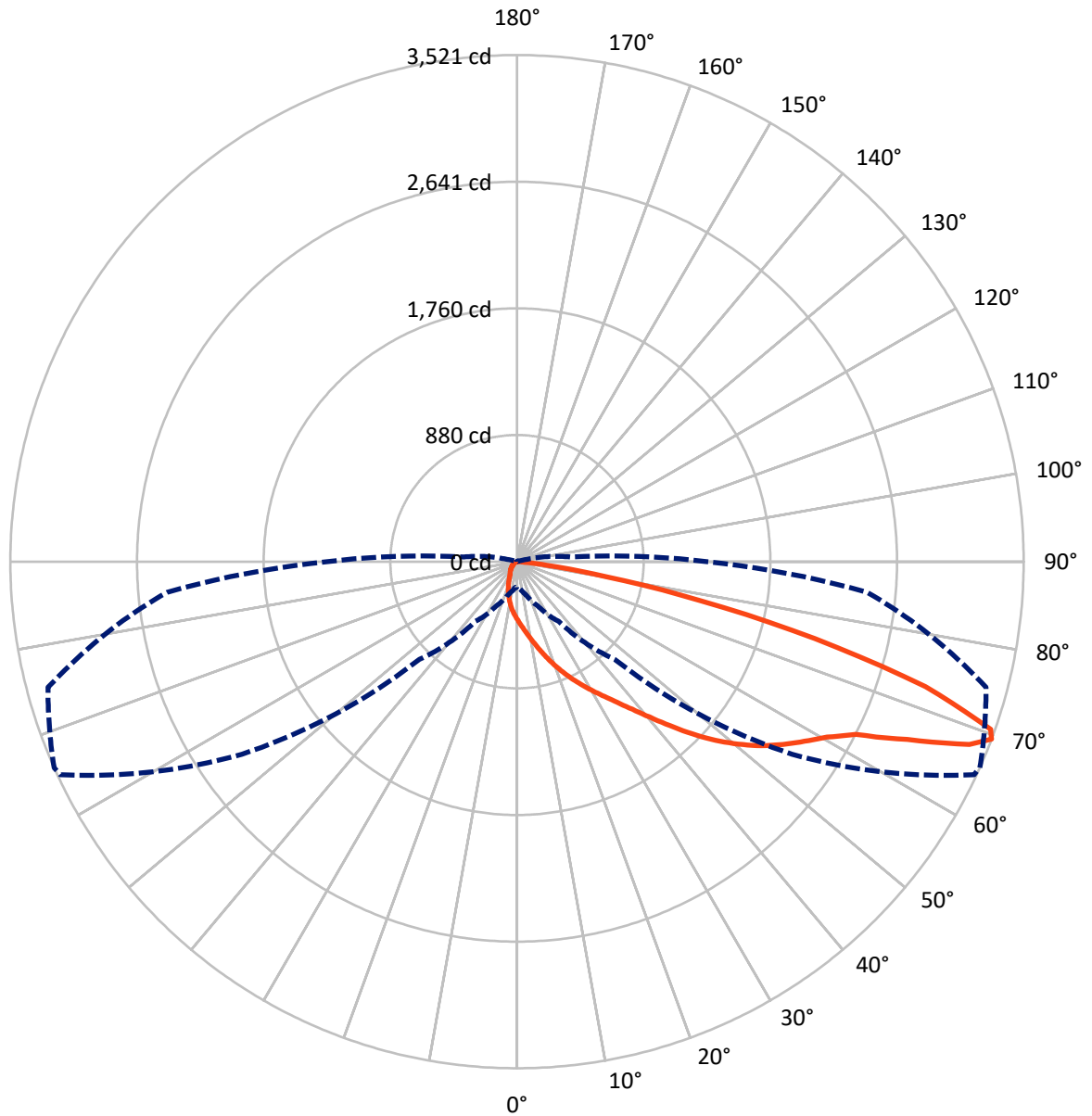
✕ Max cd
 - - - 1/2 Max cd



Based on 10 foot mounting height. Maximum calculated value = 6.7 fc
 Type II - Medium - N/A

REPORT NUMBER: P385554
CATALOG NUMBER: GWC-SA1A-760-U-T2-HSS

Luminous Intensity Polar Plot



— Vertical Plane Through 66-Deg Lateral - - - Horizontal Cone Through 69-Deg Vertical

REPORT NUMBER: P385554

CATALOG NUMBER: GWC-SA1A-760-U-T2-HSS

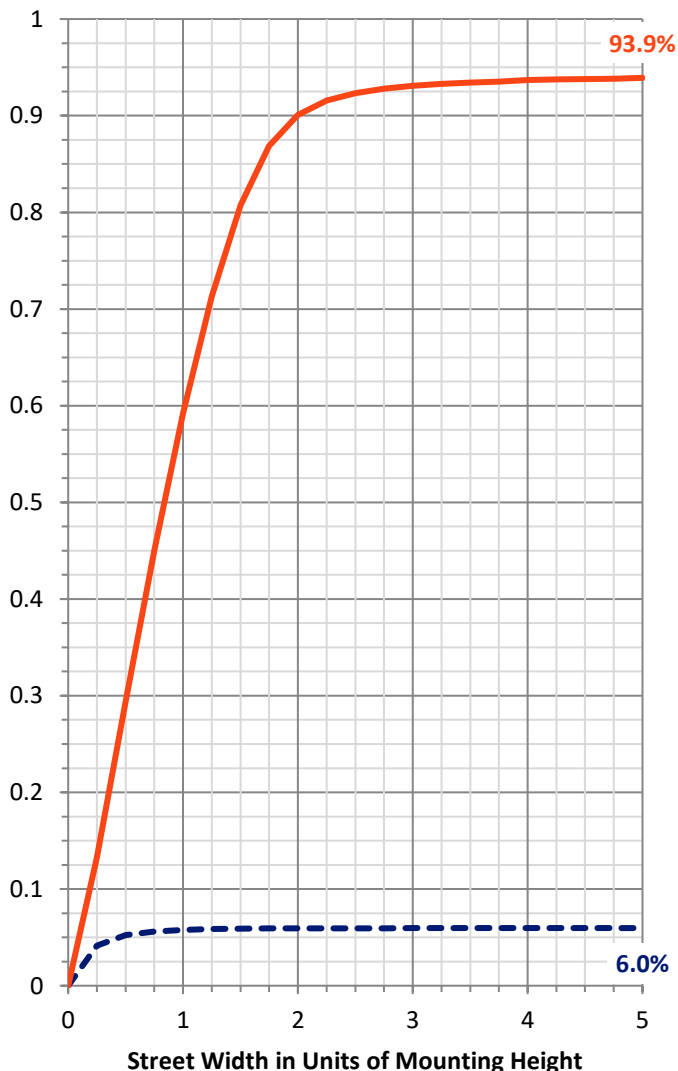
FLUX DISTRIBUTION:

		Downward	Upward	Total
House Side	Lumens	212.3	0.0	212.3
	% Fixture	6.0	0.0	6.0
Street Side	Lumens	3327.6	0.0	3327.6
	% Fixture	94.0	0.0	94.0
Total	Lumens	3540.0	0.0	3540.0
	% Fixture	100.0	0.0	100.0

ZONAL LUMENS:

Zone	Lumens	% Fixture
0°-10°	38.9	1.1
10°-20°	115.9	3.3
20°-30°	201.8	5.7
30°-40°	354.1	10.0
40°-50°	592.7	16.7
50°-60°	871.2	24.6
60°-70°	894.5	25.3
70°-80°	441.6	12.5
80°-90°	29.2	0.8
90°-100°	0.0	0.0
100°-110°	0.0	0.0
110°-120°	0.0	0.0
120°-130°	0.0	0.0
130°-140°	0.0	0.0
140°-150°	0.0	0.0
150°-160°	0.0	0.0
160°-170°	0.0	0.0
170°-180°	0.0	0.0
0°-90°	3540.0	100.0
0°-180°	3540.0	100.0

Coefficient of Utilization



REPORT NUMBER: P385554

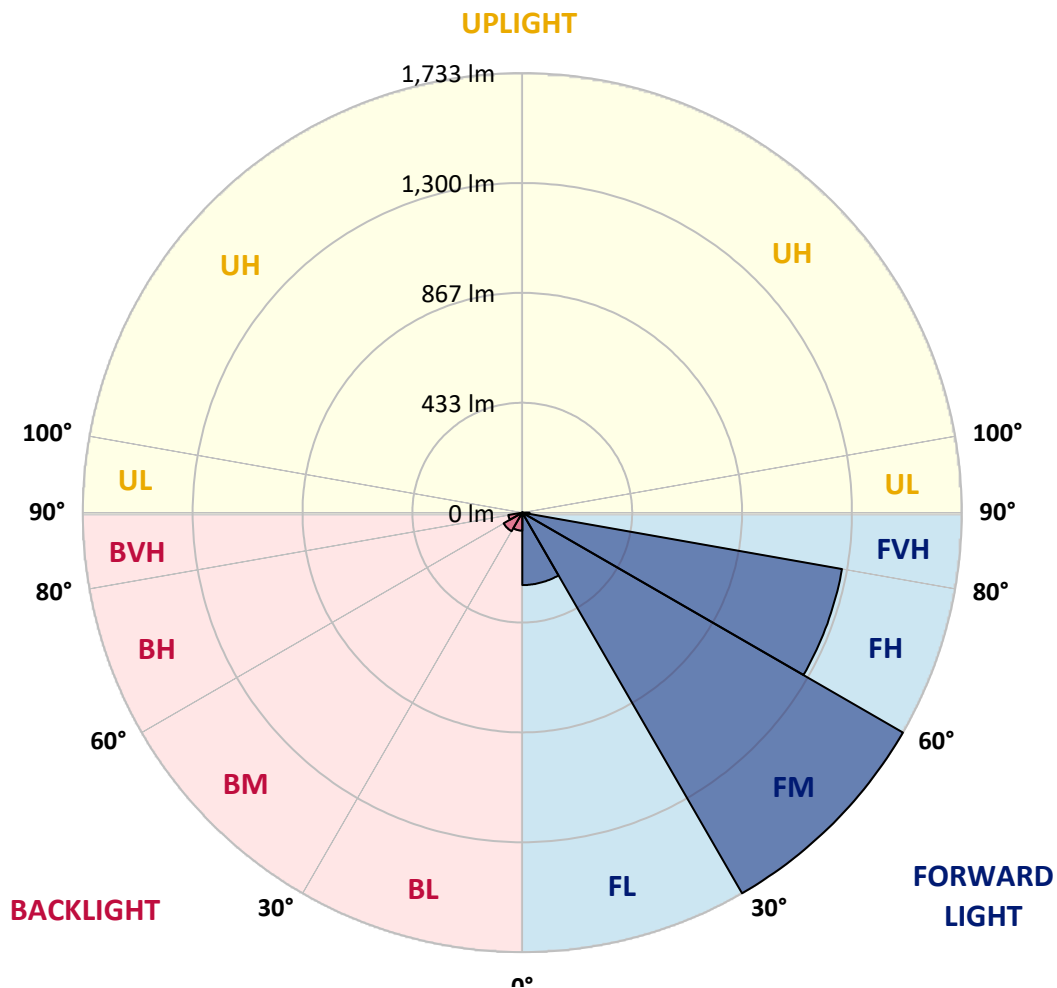
CATALOG NUMBER: GWC-SA1A-760-U-T2-HSS

LUMINAIRE CLASSIFICATION SYSTEM LUMEN TABLE AND BUG RATING:

Zone	Lumens	% Fixture	Zone Rating/Lumen Limit		
			B	U	G
FL (0°-30°)	285.6	8.1			
FM (30°-60°)	1733.4	49.0			
FH (60°-80°)	1280.2	36.2			G1/1800
FVH (80°-90°)	28.5	0.8			G1/100
BL (0°-30°)	71.0	2.0	B0/110		
BM (30°-60°)	84.7	2.4	B0/220		
BH (60°-80°)	56.0	1.6	B0/110		G0/110
BVH (80°-90°)	0.7	0.0			G0/10
UL (90°-100°)	0.0	0.0		U0/0	
UH (100°-180°)	0.0	0.0		U0/0	

BUG Rating: B0-U0-G1

Type II Medium





REPORT NUMBER: P385554
 CATALOG NUMBER: GWC-SA1A-760-U-T2-HSS

CANDELA DISTRIBUTION (FULL):

	0°	5°	15°	25°	35°	45°	55°	65°	66°	75°	85°
0°	402.9	402.9	402.9	402.9	402.9	402.9	402.9	402.9	402.9	402.9	402.9
2.5°	474.2	472.1	471.3	467.6	461.2	456.3	446.9	436.0	434.0	423.4	410.4
5°	535.7	534.0	532.8	527.6	521.1	508.8	491.6	471.3	467.4	447.3	421.4
7.5°	578.6	581.6	581.6	578.2	570.0	560.7	539.7	512.0	507.1	476.2	436.0
10°	603.6	607.3	610.2	613.0	611.9	608.2	588.3	557.0	551.2	510.1	453.0
12.5°	606.0	609.7	617.7	629.7	641.3	649.7	637.3	607.0	600.3	549.5	473.1
15°	592.9	596.7	609.2	632.4	660.5	685.0	689.0	662.3	655.4	596.4	498.4
17.5°	570.0	572.5	590.3	622.5	666.5	711.6	735.9	721.7	715.3	650.0	526.4
20°	553.0	554.9	570.5	605.0	662.8	728.2	780.3	784.7	778.0	707.5	556.9
22.5°	582.1	585.5	586.0	602.3	652.7	736.5	819.3	846.8	841.7	768.6	586.8
25°	661.6	665.5	652.7	642.6	661.3	740.2	852.8	910.3	906.3	834.3	616.9
27.5°	766.7	770.8	754.3	724.2	706.2	754.1	882.6	974.9	974.7	903.9	649.4
30°	870.0	874.0	857.2	827.1	785.7	793.6	908.3	1042.5	1043.5	975.7	683.8
32.5°	978.2	983.3	966.0	927.3	884.1	861.9	944.4	1110.4	1116.1	1058.9	722.7
35°	1101.3	1102.0	1077.6	1037.1	987.3	953.2	1002.5	1186.6	1200.2	1162.0	771.9
37.5°	1222.0	1226.9	1206.9	1143.0	1097.3	1058.6	1088.7	1281.7	1301.1	1288.0	836.3
40°	1311.5	1321.7	1318.9	1250.0	1206.6	1179.0	1195.8	1394.9	1419.4	1434.6	917.5
42.5°	1367.7	1375.4	1388.5	1347.0	1307.6	1312.2	1322.3	1526.7	1557.0	1601.7	1010.9
45°	1432.0	1435.7	1446.7	1428.3	1401.8	1447.5	1456.4	1675.2	1707.0	1781.4	1114.4
47.5°	1510.7	1519.5	1522.5	1505.7	1493.6	1567.2	1585.7	1810.2	1854.8	1974.0	1224.1
50°	1610.9	1613.3	1618.5	1607.6	1595.5	1670.1	1701.7	1951.9	1992.5	2167.2	1332.2
52.5°	1709.0	1717.4	1735.5	1728.6	1723.8	1757.7	1805.2	2079.7	2125.0	2328.2	1440.1
55°	1737.2	1744.5	1807.2	1850.0	1889.7	1865.7	1904.0	2194.2	2243.2	2472.2	1544.0
57.5°	1624.4	1639.0	1747.6	1859.3	2023.9	2033.5	2039.9	2311.8	2355.6	2582.5	1652.1
60°	1339.2	1342.1	1520.3	1711.8	2001.7	2179.9	2238.3	2438.0	2474.9	2685.2	1781.6
62.5°	851.8	880.9	1076.4	1346.8	1767.0	2158.7	2478.2	2629.0	2642.5	2808.4	1967.2
65°	405.7	424.6	565.5	832.1	1279.9	1887.5	2643.8	2974.6	2980.6	3052.7	2215.2
67.5°	224.6	233.7	300.8	447.9	748.2	1334.9	2576.9	3383.8	3389.5	3302.3	2432.8
69°	175.7	183.4	236.2	337.6	507.3	959.4	2331.9	3503.7	3520.7	3373.7	2440.6
70°	149.1	156.7	203.4	285.2	407.9	741.3	2075.7	3473.9	3491.9	3367.0	2382.9
72.5°	91.3	95.7	135.5	200.8	273.4	372.9	1280.0	2937.9	2968.3	3088.6	2047.9
75°	61.5	63.9	84.7	138.5	195.5	192.0	665.0	2070.8	2136.7	2402.6	1512.6
77.5°	44.1	46.2	56.8	89.6	137.0	126.8	301.1	1286.9	1301.1	1441.0	824.9
80°	25.1	27.1	40.2	53.3	93.0	84.6	119.7	614.7	621.8	617.9	275.4
82.5°	13.1	14.8	22.0	35.1	59.7	55.3	49.8	205.8	206.8	172.0	60.4
85°	2.5	3.0	10.9	24.0	30.8	24.0	20.3	48.3	49.3	43.5	15.0
87.5°	0.0	0.2	4.4	5.4	6.1	6.2	6.6	9.4	10.1	13.6	4.0
90°	0.0	0.0	0.0	0.0	0.0	0.0	0.0	0.0	0.0	0.0	0.0



REPORT NUMBER: P385554
 CATALOG NUMBER: GWC-SA1A-760-U-T2-HSS

CANDELA DISTRIBUTION (continued):

	90°	95°	105°	115°	125°	135°	145°	155°	165°	175°	180°
0°	402.9	402.9	402.9	402.9	402.9	402.9	402.9	402.9	402.9	402.9	402.9
2.5°	404.7	398.7	387.1	373.6	363.2	352.9	344.9	336.4	333.4	331.9	331.7
5°	408.7	396.0	371.4	346.2	325.5	306.0	292.1	278.8	272.6	269.7	268.5
7.5°	415.5	395.0	355.4	316.9	287.2	262.8	243.5	229.0	221.8	218.8	217.6
10°	423.4	393.6	336.8	286.0	248.0	222.8	203.6	189.3	181.4	178.1	176.4
12.5°	432.6	391.3	315.3	254.7	214.5	189.3	166.1	148.5	139.4	135.5	133.7
15°	444.1	388.9	292.7	225.3	185.1	154.4	129.0	117.0	115.2	114.5	114.7
17.5°	455.3	385.2	268.2	196.2	154.2	120.6	107.6	106.9	107.3	107.3	107.3
20°	465.4	376.8	241.4	171.3	124.8	101.7	99.0	97.9	97.0	96.3	95.5
22.5°	473.3	365.5	215.7	146.6	101.9	93.1	88.9	85.2	82.2	80.2	79.2
25°	478.7	350.6	192.2	122.9	91.6	84.7	77.2	71.0	66.2	63.4	62.2
27.5°	482.7	334.4	171.2	102.9	84.6	75.0	65.1	57.7	52.8	50.3	49.3
30°	485.6	316.1	152.7	90.5	76.7	64.7	54.1	46.9	43.4	42.0	41.4
32.5°	488.3	295.8	135.2	84.6	69.3	55.3	45.4	39.8	37.7	36.0	35.5
35°	495.0	276.9	118.5	78.4	61.7	47.2	39.0	35.0	32.8	31.8	31.4
37.5°	511.0	263.0	102.6	72.0	54.1	40.9	34.1	31.3	29.3	28.2	27.9
40°	536.7	255.9	89.1	65.1	46.7	36.0	30.9	28.2	26.1	24.5	24.2
42.5°	574.5	256.9	79.7	58.2	40.9	32.1	27.9	24.7	22.4	21.0	20.7
45°	620.4	264.3	73.1	51.5	36.0	29.1	24.5	21.2	19.0	17.8	17.5
47.5°	670.2	276.3	67.8	45.4	32.1	26.2	21.2	17.7	15.8	14.8	14.6
50°	722.7	287.9	62.2	39.5	28.8	23.4	17.8	14.6	13.1	12.3	11.9
52.5°	775.8	301.3	57.2	34.1	25.9	20.0	14.8	11.9	10.8	10.1	9.8
55°	833.0	311.4	52.3	29.9	23.0	17.0	12.3	9.9	8.9	8.1	7.9
57.5°	900.2	327.0	47.2	25.9	19.7	14.1	10.1	7.9	7.1	6.2	6.1
60°	991.0	345.4	41.9	22.9	16.1	11.6	8.2	6.4	5.4	4.7	4.5
62.5°	1110.7	365.7	35.1	20.0	13.1	9.4	6.6	5.0	3.9	3.0	3.0
65°	1262.6	398.8	28.8	16.8	10.8	7.7	5.0	3.7	2.2	1.3	1.3
67.5°	1351.2	404.5	23.2	13.8	8.7	6.6	4.2	2.5	0.7	0.2	0.0
69°	1322.8	371.4	19.7	11.8	7.6	6.2	3.9	1.8	0.3	0.0	0.0
70°	1269.3	339.6	17.3	10.4	6.9	5.9	3.7	1.3	0.3	0.0	0.0
72.5°	1048.9	241.8	13.1	7.7	5.0	5.2	3.4	0.8	0.3	0.0	0.0
75°	764.0	147.0	9.4	5.4	3.2	3.9	2.4	0.3	0.2	0.0	0.0
77.5°	425.1	69.3	5.9	3.0	2.0	2.4	1.2	0.0	0.0	0.0	0.0
80°	138.0	18.8	2.7	1.7	1.2	1.3	0.5	0.0	0.0	0.0	0.0
82.5°	25.6	5.4	1.5	0.8	0.3	0.3	0.0	0.0	0.0	0.0	0.0
85°	5.5	2.2	0.8	0.3	0.0	0.0	0.0	0.0	0.0	0.0	0.0
87.5°	1.8	0.7	0.2	0.0	0.0	0.0	0.0	0.0	0.0	0.0	0.0
90°	0.0	0.0	0.0	0.0	0.0	0.0	0.0	0.0	0.0	0.0	0.0

Signify Classified - Internal
Cooper Lighting Solutions Photometric Lab
1121 Highway 74 South
Peachtree City, GA 30269

Scaled Data Report



Report Generated By 670245982

Signify Classified - Internal
Cooper Lighting Solutions Photometric Lab
1121 Highway 74 South
Peachtree City, GA 30269

Scaled Data Report



Signify Classified - Internal
Cooper Lighting Solutions Photometric Lab
1121 Highway 74 South
Peachtree City, GA 30269

Scaled Data Report



Signify Classified - Internal
Cooper Lighting Solutions Photometric Lab
1121 Highway 74 South
Peachtree City, GA 30269

Scaled Data Report



Signify Classified - Internal
Cooper Lighting Solutions Photometric Lab
1121 Highway 74 South
Peachtree City, GA 30269

Scaled Data Report



--- HS — SS

Signify Classified - Internal
Cooper Lighting Solutions Photometric Lab
1121 Highway 74 South
Peachtree City, GA 30269

Scaled Data Report



u

Signify Classified - Internal
Cooper Lighting Solutions Photometric Lab
1121 Highway 74 South
Peachtree City, GA 30269

Scaled Data Report



Signify Classified - Internal
Cooper Lighting Solutions Photometric Lab
1121 Highway 74 South
Peachtree City, GA 30269

Scaled Data Report



(END OF REPORT)